

Department of Public Safety

November 2011



Inside this issue:

EAS Testing	1
do I thing	2
Shake your Mailbox	2

Call Us—We Can Help

- **EMERGENCY**
(810) 762-5666
- Non-Emergency
(810) 762-0222
- Campus Closing
(810) 232-8989



“This is a Test. This is only a Test.”

Do you recall this phrase, “This is a test. This is only a test, of the Emergency Broadcast System”? That phrase would be following by a 10 or 60 second shrilling tone. We’d quickly change the channel, mute the television, or cover our ears for the duration.

The Emergency Broadcast System was superseded by the Emergency Alert System in 1994. The Emergency Alert System (EAS) seeks to nationally provide communications capabilities to the President to address the American public during an emergency. The system can also be used locally and by the state to deliver targeted information such as AMBER alerts or weather information.

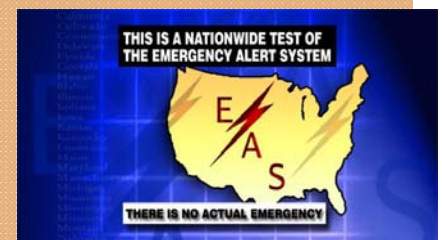
The EAS requires broadcasters, cable television systems, wireless cable systems, satellite digital audio radio service (SDARS) providers and direct broadcast satellite (DBS) providers to participate.

The EAS, governed by the Federal Emergency Management Agency (FEMA), the Federal Communications Commission (FCC), and the National Weather Service (NWS), will be **nationally testing** the reliability and effectiveness of the EAS as a public alert mechanism on **Wednesday, November 9 at 2p.m. EST**. On this date, the duration of the tone will be 3 minutes. All radio, television, cable and satellite operators will air the test at exactly the same time.

This first-ever national test will allow for a top-down review of the entire system and an appropriate diagnosis of system-wide performance.

This date was chosen because we are nearing the end of hurricane season and approaching the severe winter weather season. The time was chosen to minimize the disruption across the United States, considering rush hours.

So when you hear the tones on Wednesday afternoon, keep in mind that it’s your country working to keep you safe and informed.



do 1 thing.com Emergency Supplies

Small steps toward being prepared for an emergency

The Goal: Remember important items that may be overlooked when leaving your home in a disaster.

Choose one of the following things to do this month to become better prepared.

- Gather your emergency supplies in an accessible place.

Battery powered radio and batteries, flashlight, blankets, personal items, first aid kit, change of clothes, nonperishable snacks, emergency information, list of medications.

- Create an emergency supply kit for your infant, pet, car, workplace or school.


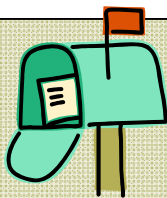
Include the same sort of items from your regular kit but also consider baby formula, diapers, toys, pet food, collars, leashes, carriers, building emergency procedures, building maps, class/staff names.

- Stash some cash in case ATM's and credit card machines are not usable.

Cash may be the only acceptable means to make a purchase in a disaster. A minimum of \$150 is a place to start. Take a dollar a week and place it in your kit. You'll have a little stash before you know it!

Your kit or 'go bag' can be just that, a bag to grab when you have to evacuate. You may even like the idea of a bag on wheels. Make it something you can stash in the hall closet or corner of the basement. Maybe a trash can on wheels for larger families or specific needs. Whatever it is, pick your "do 1 thing" today!

It's not too late to "Shake Your Mailbox". The Genesee County Road Commission and the U.S. Postal Service encourage you to shake your mailbox post to ensure it can withstand the upcoming winter. If you can shake your mailbox post then it probably needs maintenance. Making those repairs now will help to prevent damages and a delay in mail delivery. Visit www.gcrc.org for more information.



November

*"As we express our gratitude,
we must never forget that
the highest appreciation is not to
utter words, but to live by them."*

~John Fitzgerald Kennedy